

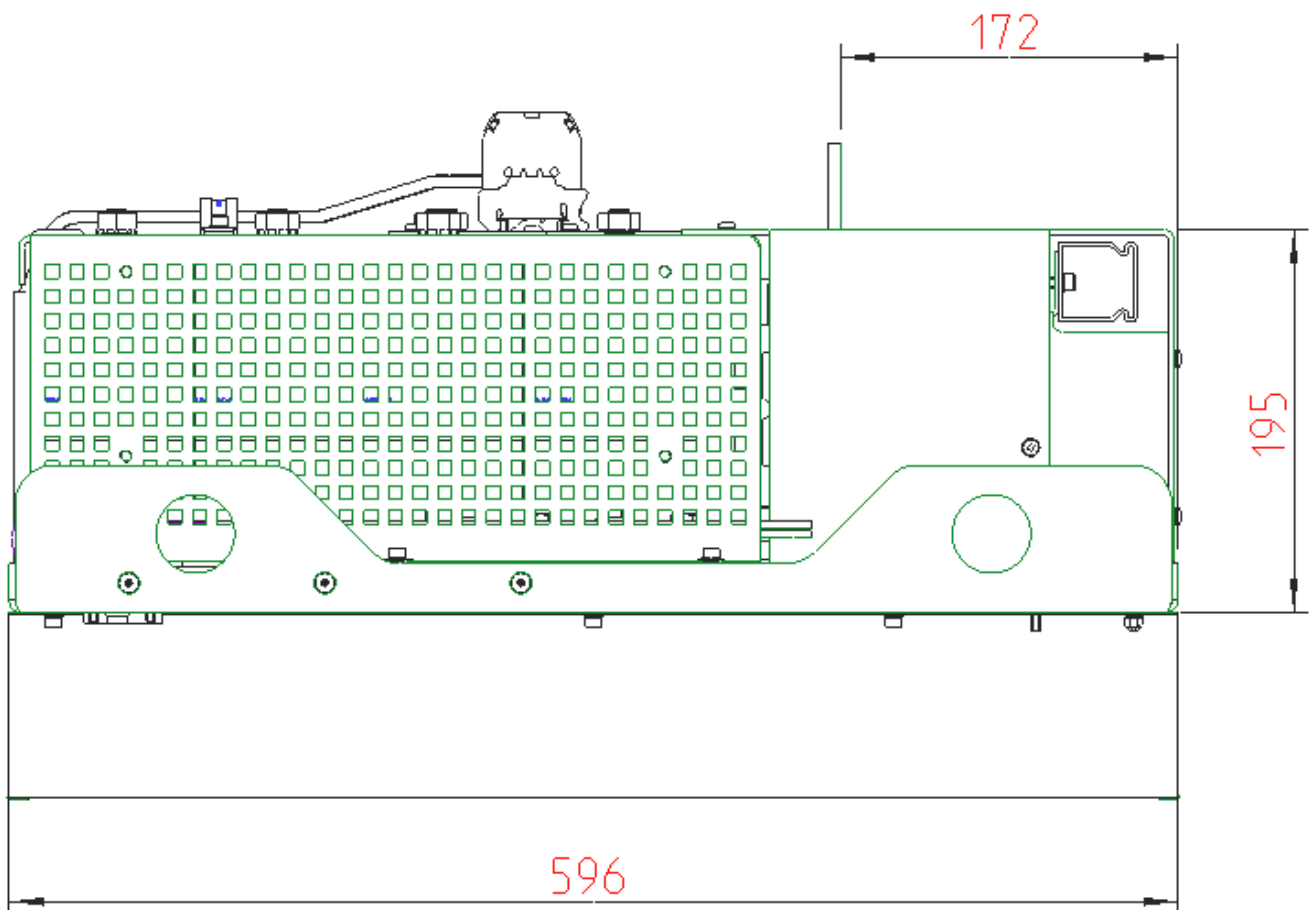
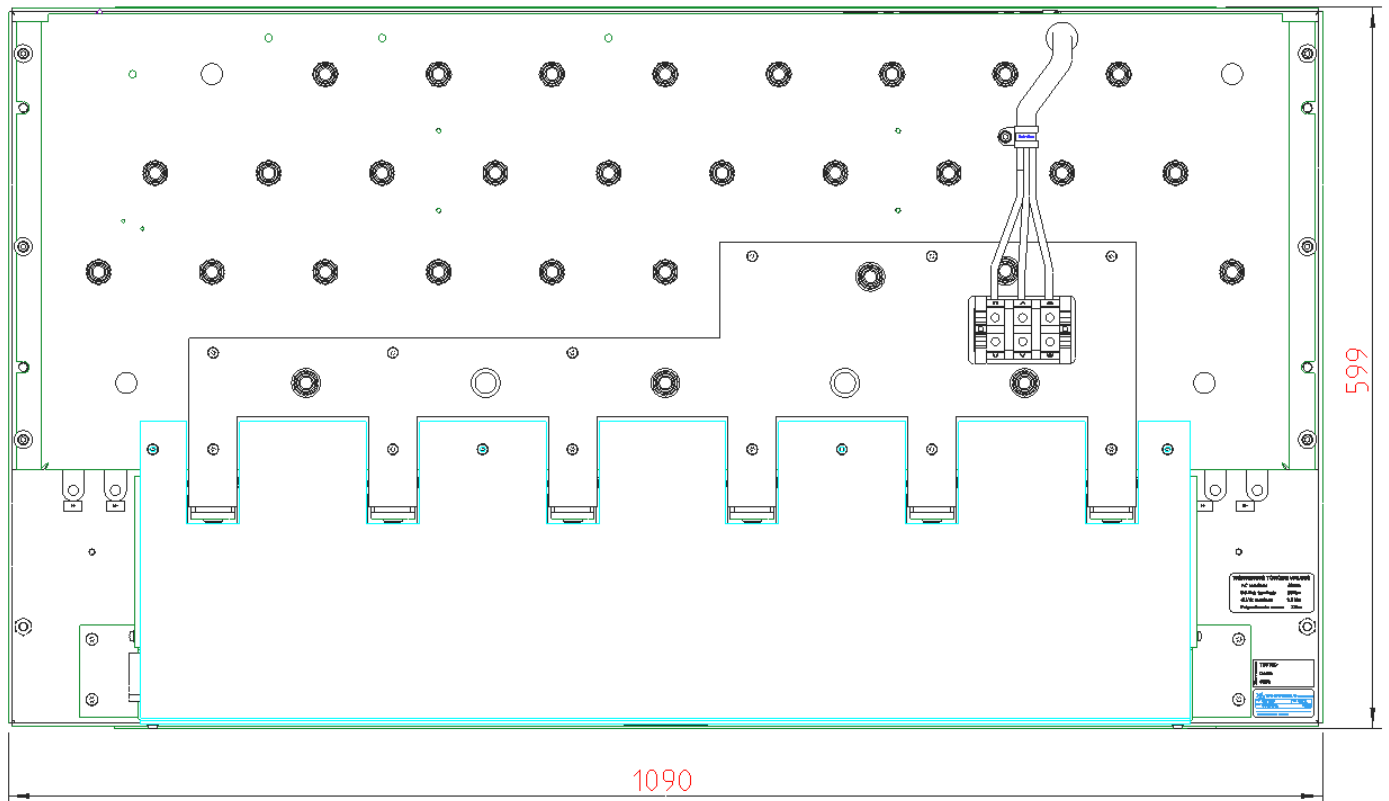


*Exemplary view, air cooled*

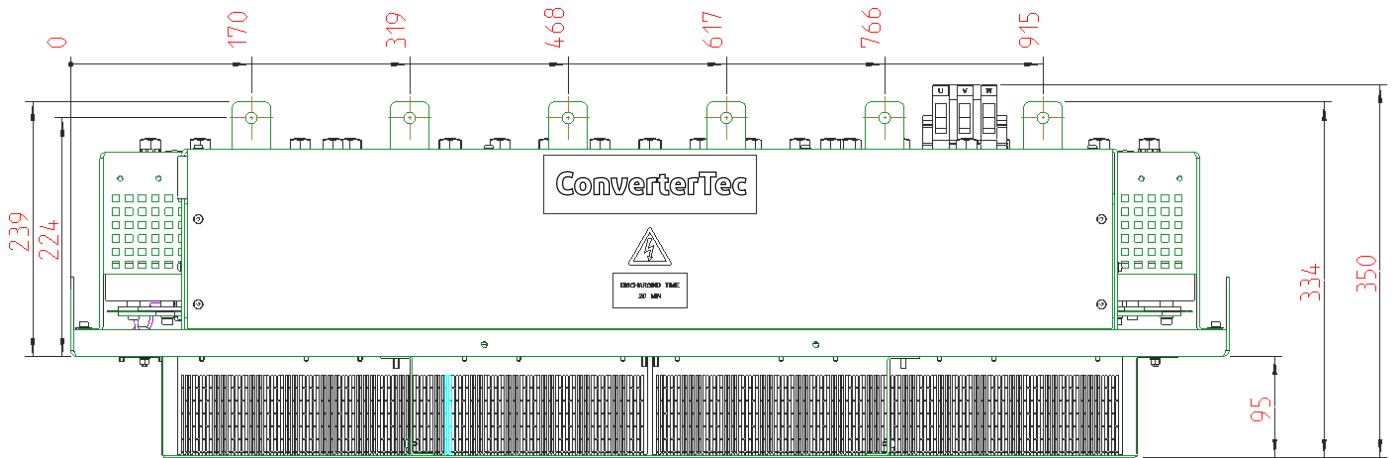
# SERVICE STACK

AIR/WATER COOLED

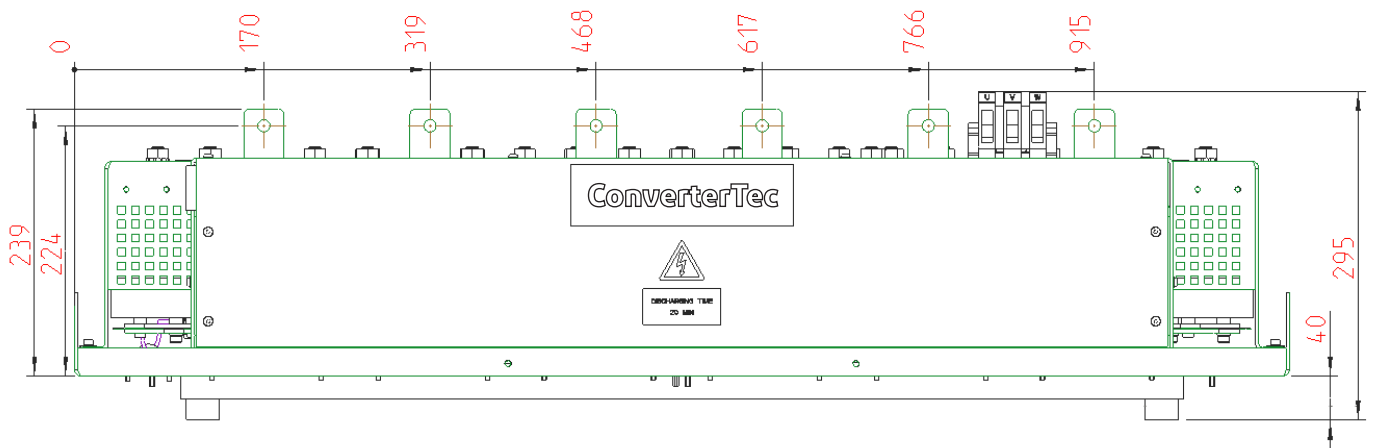
# DATASHEET



**Air Cooled**



**Water Cooled**



**Labelling**



CAGE: \$CAGE\_xx

\$ ITEM	\$ ECL
\$ SERIAL	\$ DATE

MANUFACTURED IN \$MFG\_LOC

\$ ITEM – Item number

\$ ECL – Revision (ECL)

\$ SERIAL – Serial number

\$ DATE – Date code

\$ MFG\_LOC – Manufacturing location

<b>General Data</b>	<b>water cooled</b>	<b>air cooled</b>
Converter typology	2-level back to back, 3 phase AC/AC	
Dimensions in mm (h x d x w)	295 x 599 x 1090	350 x 599 x 1090
Weight	~100 kg	~120 kg
Enclosure	IP 00	
Semiconductor Type	IGBT	
PWM frequency	typ. 2,25 kHz, max 4,5 kHz	
Min. ambient temperature	5 °C	
Max. ambient temperature	60 °C	
<b>Generator side</b>	<b>water cooled</b>	<b>air cooled</b>
Grid voltage	690 V +/-10 %	
Power Factor	-1 to 1	
Operation frequency range	45 to 65 Hz	
Rated output current <small>(f=50 Hz, f=2250 Hz, U<sub>DC</sub>=1100 V, cos(φ)=1)</small>	350 A	200 A
Grid voltage	375 A	250 A
Grid voltage	350 A	225 A
<b>Generator side</b>	<b>water cooled</b>	<b>air cooled</b>
Grid voltage	0 ... 760 V	
Operation frequency range	0 ... 30 Hz	
Rated output current <small>(f=10 Hz, f=2250 Hz, U<sub>DC</sub>=1100 V, cos(φ)=-0,64)</small>	400 A @ 60 °C water inlet temp. 425 A @ 45 °C water inlet temp.	300 A
Overload current, 10 s <small>(f=10 Hz)</small>	450 A	375 A
Overload current, 20 s <small>(f=10 Hz)</small>	425 A	350 A
dU/dt filter	LCR filter recommended	
dU/dt-resistor	22 Ω	
<b>Cooling system</b>	<b>water cooled</b>	<b>air cooled</b>
Max. inlet temperature	60 °C	45 °C
Flow	20 l/min	2500 m³/h
<b>DC-link</b>		
DC nominal voltage	1100 VDC	
Max. DC voltage	1250 VDC (trip level)	
DC-link capacitance	12,6±10% mF	
Capacitor dielectric	Metallized polypropylene film	
Discharge time: 1100 V to 60 V	20 min	